

منتدى الدوحة للبيانات

من أجل الابتكار في التنمية المستدامة

23-22 أكتوبر 2024

DOHA DATA FORUM

FOR INNOVATION IN SUSTAINABLE DEVELOPMENT

October 22-23, 2024

Mainstreaming Child Rights in Strategic Planning for Official Statistics



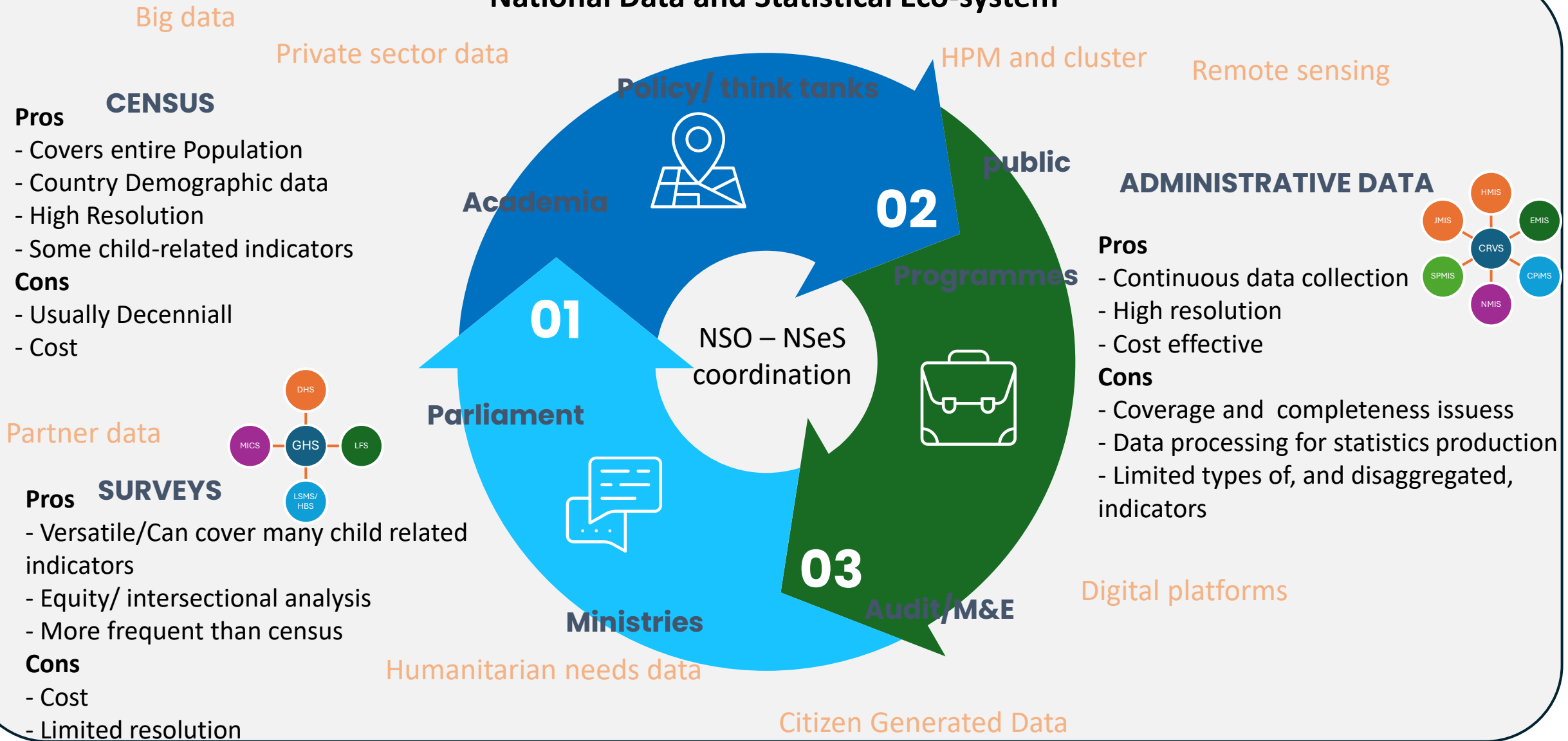
Vision

Improved demand, supply, and **responsible use** of data and statistics **by governments, UNICEF and partners to inform all decisions** and actions towards realizing **children's rights** and well-being and **leaving no child behind**



Data and statistical Ecosystem for children

National Data and Statistical Eco-system

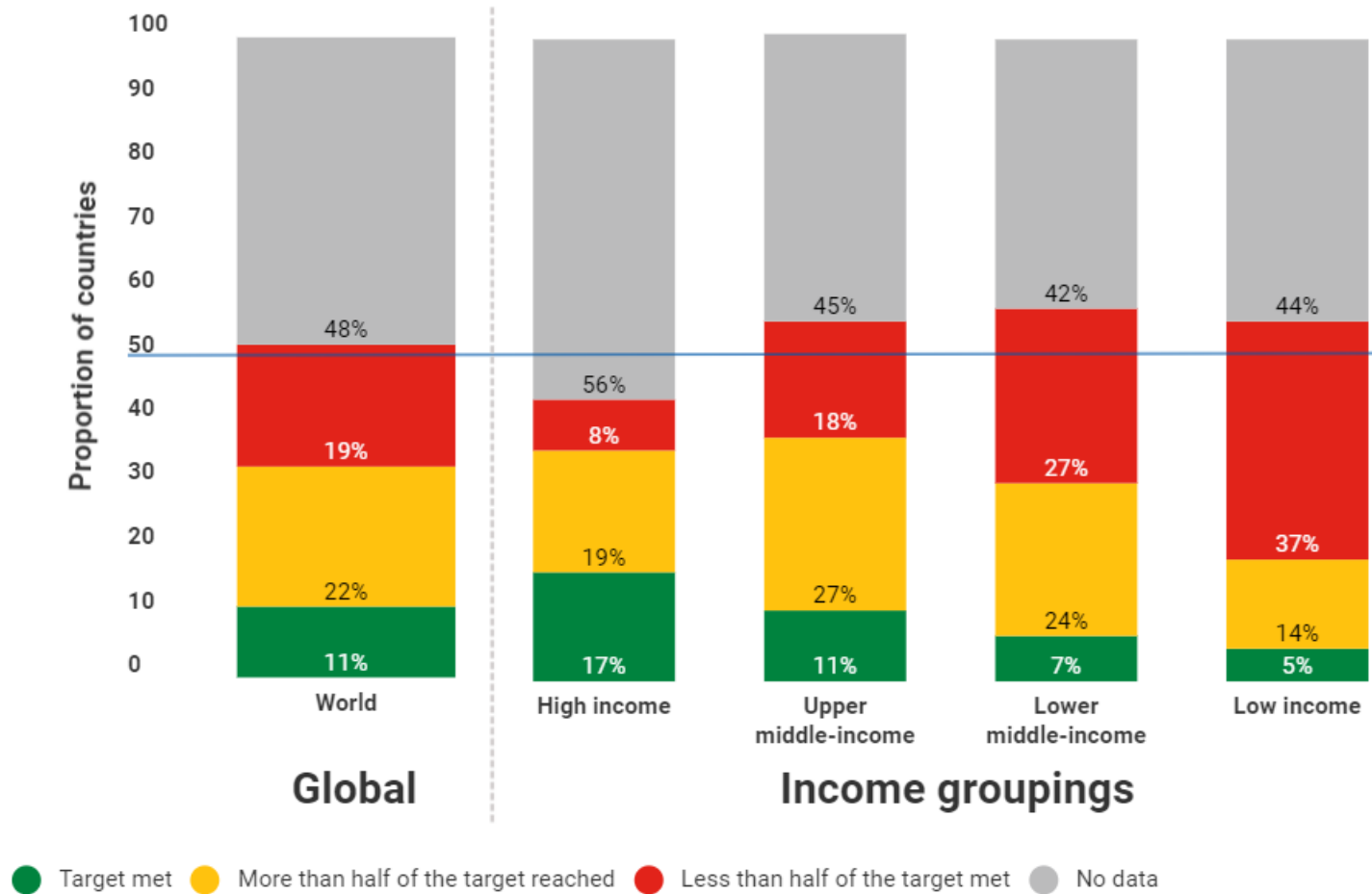


Why a focus on children?

- Child-specific **indicators and methodologies**
- Child-specific **ethical considerations**
- Child-friendly **publications & reports**
- **Different stakeholders** from adult statistics
- Major **data gaps for child-related SDGs**

Child-related SDGs

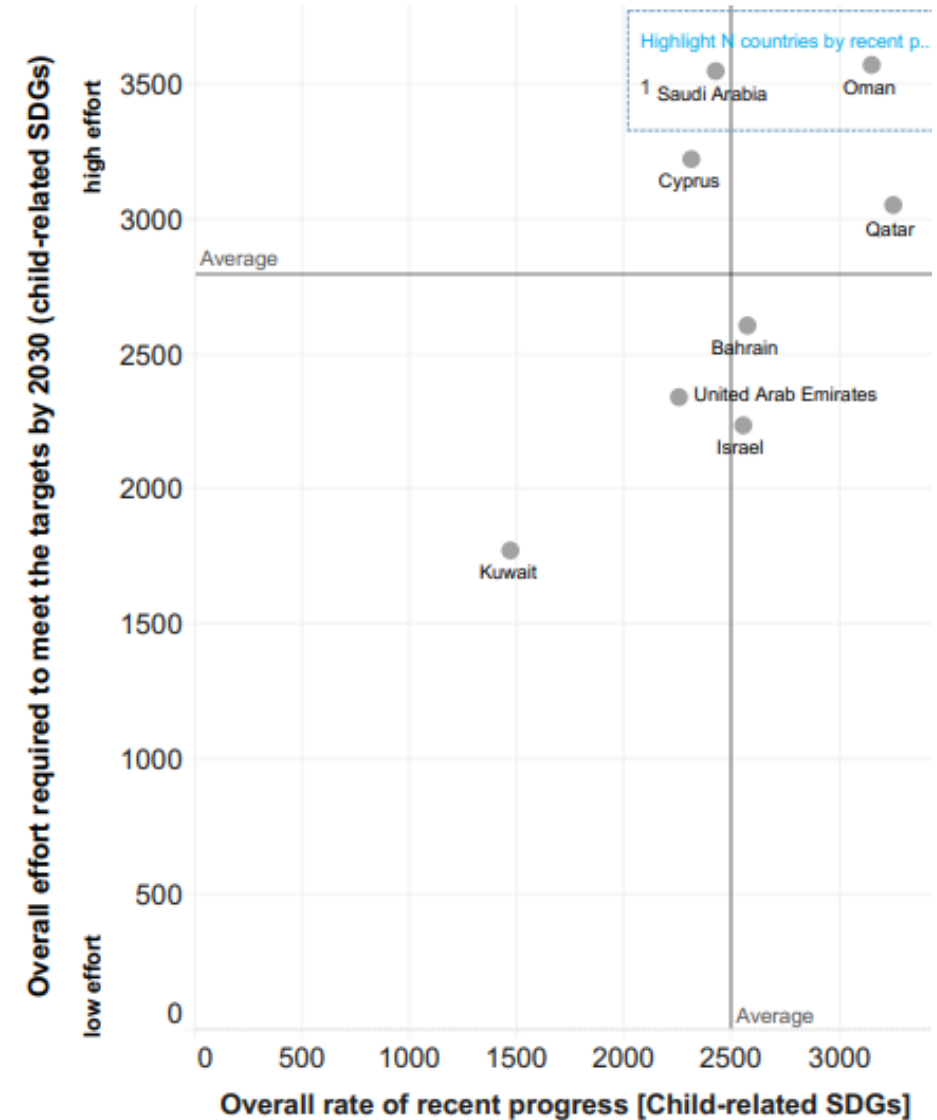
Status of the 48 child-related SDG targets by country income groupings



Source: UNICEF Data Warehouse, 2023 < https://data.unicef.org/dv_index/ >

Quadrant Analysis

(select countries to highlight heatmap, Dissimilarity:2.0)



Source: UNICEF Data Warehouse, 2023 < https://data.unicef.org/dv_index/ >

Some common challenges

1. **Child Rights agenda not well socialized** among statisticians
2. Concepts of **strategic planning in official statistics not well-understood** by Child Rights/inclusive data stakeholders
3. Challenges in articulating a **strategy versus a workplan**
4. **No need for a separate system or work stream**, integrate child statistics in national statistics
5. **Persistent data gaps for many child-related indicators**

Toolkit Objectives

- **Mainstream Child Rights** into strategic planning for official statistics to support implementation of CRC and leave no child behind.
- Aligning national statistical systems' development strategies to deliver on **National** and **international commitments** for children (e.g., NDP, Sectoral plans, SDGs, child rights agendas).
- Ensure a **wholistic lens across sectors and users** rather than limiting to specific sectoral lens.
- **Children's meaningful participation** in the design and decisions on statistics about them national and regional

Toolkit Content

1. Maturity Assessment Model

- **Planning priorities for step-by-step development across 3 maturity levels, for Child Rights and inclusive NSDSs**

2. Complementary Child Rights mainstreaming Checklists

- Identifying and working with partners
- Actions for different stakeholders at each NSDS stage

3. Leveraging the GSBPM

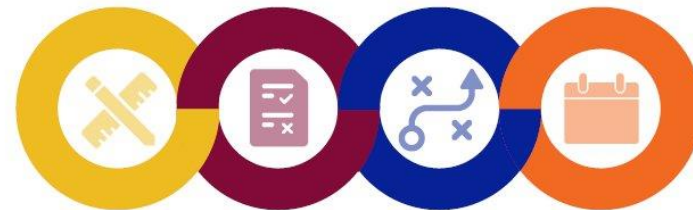
- **To inform effective planning for tackling production bottlenecks**

Additional resources:

- ✓ Child Rights and their implications
- ✓ **Statistical workplans** for children
- ✓ **Basics of statistical system planning**
- ✓ **Using Maturity Assessment Models in practice**
- ✓ **How to get support in NSDS processes**

Data diagnostics

- UAE (2019)
- KSA (2022)
- DIY toolkit



PHASE 01 Design

- Define scope
- Consult internally
- Consult externally
- Set project timeframe

PHASE 02 Assessment

- Desktop review
- Stakeholder consultations
- Assessment
- Validation of findings

PHASE 03 Action Planning

- Action Plan drafting
- Validation of recommendations (external)

PHASE 04 Workplans

- Building Action Plan recommendations into UNICEF workplans

منتدى الدوحة للبيانات
من أجل الابتكار في التنمية المستدامة
DOHA DATA FORUM
FOR INNOVATION IN SUSTAINABLE DEVELOPMENT

ثروة وطن
FAMILY IS THE TREASURE OF A NATION
العملة القومية للأصالة • نوفمبر 2024
International Year of the Family • Qatar 2024



المجلس الوطني للتخطيط
National Planning Council
دولة قطر • State of Qatar



Administrative maturity model

FIGURE 3: Outcomes of administrative data systems of varying maturity

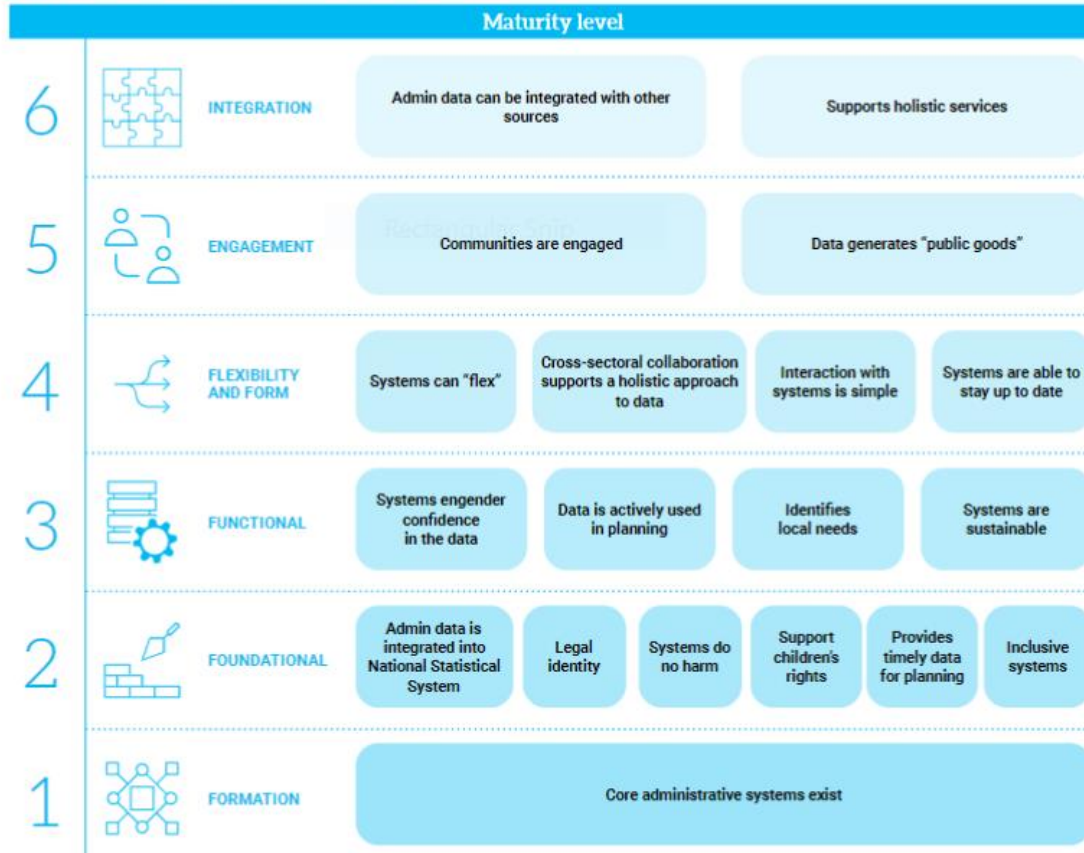
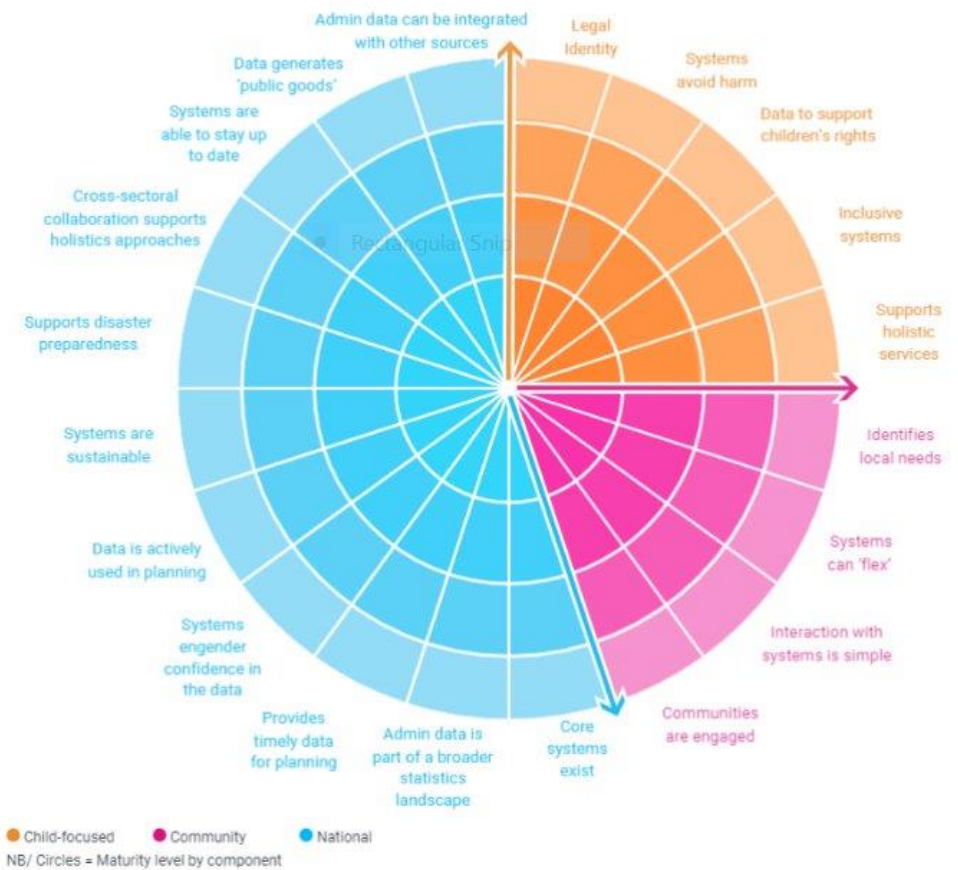


FIGURE 1: Overview of a mature system



MICS & Child-centric surveys

- 40+ SDG indicators in MICS7
- Strong focus on child-related indicators
- Innovations – MICS Link, MICS Plus, MICS GIS
- Strong interest in the Middle East & North Africa
- Sharing best practices and strengthening national capacities

Listing 20 out of 54 surveys

REQUEST 1 GPS DATASETS DOWNLOAD 22 MICS DATASETS

Survey	Round	Year	Survey Status	Reports	MICS Datasets	GIS
Iraq	MICS7	2025	Survey design			
State of Palestine	MICS7	2025	On hold			
Sudan	MICS7	2025	On hold			
Saudi Arabia	MICS7	2025	Survey design			
Libya	MICS7	2024	Data collection			
Morocco	MICS7	2024 -25	Survey design			
Lebanon	MICS6	2023	Data processing / analysis	Not yet available	Not yet available	
Qatar	MICS6	2023	Data processing / analysis	Not yet available	Not yet available	
Tunisia	MICS6	2023	Completed	Snapshots	Not yet available	
Yemen	MICS6	2022 -23	Completed	Snapshots Survey findings	Available	
State of Palestine	MICS6	2019 -20	Completed	Snapshots Survey findings	Available	Available
Algeria	MICS6	2018 -19	Completed	Snapshots Survey findings	Available	
Iraq	MICS6	2018	Completed	Snapshots Survey findings	Available	
Tunisia	MICS6	2018	Completed	Snapshots Survey findings	Available	

Responsible data for children

Set of tools to help Government and other partners assess responsible data practices, including 7 principles of Responsible Data for Children:

- Participatory
- Professionally accountable
- People-centric
- Prevention of harms across the data life cycle
- Proportional
- Purpose-driven
- Protective of children's rights



RD4C Bites: Abu Dhabi Early Childhood Authority

Abu Dhabi Early Childhood Authority

<https://youtu.be/D8ZqsJlixG0>

[Blog - Responsible Data for Children \(rd4c.org\)](https://rd4c.org)

Children and Youth participation

Active participation of children and youth in data collection processes

Children and youth statistical literacy - through the use of child-friendly education and learning materials

Engagement of children and youth in decision-making and **as agents of change.**



UNWDF commitment to engage youth to co-develop responsible technologies, national systems and policies that align with their rights and interests

Frontier data

Making **global data science expertise available and responsive** to emerging needs:

- **Talent** including data scientists, engineers, technical managers, and sector specialists
- **Partnerships** for research and big data access
- **Infrastructure** to securely store data sets and run solutions
- **Data and models** tuned to the unique needs of UNICEF's child-centric mission

Frontier Data Nodes established in other regions, not yet in MENA

Huge potential, but risks need to be managed

Some illustrative examples:

- Child poverty mapping in Iraq (ML & Earth Obs)
- AI bot to field questions on UNICEF global data
- Tracking online adolescent mental health discourse
- GIGA project mapping schools (including Sudan)

Governance and reporting mechanisms

- Independent National Statistical Offices
- Broader National Statistical Systems
- Independent Human Rights Institutions

- Reporting on situation of children
 - SDGs, CRC, VNRs etc.
 - Analytical plans focused on the situation of children

Selected resources

- [UNICEF/Paris21 – Toolkit](#)
- [MICS website](#)
- [Responsible Data for Children](#)
- [MENA data portal](#)
- [Child-related SDG benchmarking](#)
- [Administrative maturity model](#)

Contacts:


Anthony MacDonald (amacdonald@unicef.org) – UNICEF Qatar

Rob Bain (rbain@unicef.org) – UNICEF Middle East and North Africa

UNICEF Middle East and North Africa Data Portal
Indicators on the Situation of Children

Data hold more potential than ever to shape children's lives and living conditions. They are an essential public good to inform and assess the effectiveness of policy, programming and advocacy to advance the realization of children's rights. UNICEF invests strategically to make timely and quality data on the situation of children available to policymakers, child rights advocates, development practitioners, researchers and civil society.

The UNICEF Middle East and North Africa's Data Portal provides a compilation of high-quality, internationally comparable statistics reflecting the situation of children in the 20 countries of the Middle East and North Africa, including regional averages. [The Data Warehouse](#) contains time-series data for over 150 indicators, covering various child rights and well-being domains. The indicators are disaggregated by sex, urban/rural residence and wealth quintiles where possible. [The Country Pages](#) focus on five regional "accelerators" and give an overview of the most recent child-related statistics for each country.



DATA

FACTSHEETS

The Middle East and North Africa Data Portal is linked to the [Global UNICEF Data Warehouse](#), where users can access data from other regions and additional disaggregated data for selected indicators. For further information about indicators and the methods used to ensure international comparability please visit [UNICEF Data](#).

Indicator Search
MENA Data Warehouse

Search for a dataset

Enter search here

All Data Child mortality Child protection and development Demography Education Gender

Adjusted net attendance rate for adolescents of lower secondary school age	Adjusted net attendance rate for children of primary school age
Adjusted net attendance rate for youth of upper secondary school age	Adjusted net attendance rate one year before the official primary entry age
Adolescent birth rate (number of live births to adolescent women per 1 000 adolescent women)	Adolescent population (10-19)
Adolescent population as proportion of total population (%)	Annual growth rate of urban population
Antenatal care 1+ visit - percentage of women (aged 15-49 years) attended at least once during pregov by skilled health personnel	Antenatal care 4+ visits - percentage of women (aged 15-49 years) attended at least four times during pregov by any provider
C-section rate - percentage of deliveries by caesarean section	Child dependency ratio