



Logo Guidelines

The Master Brand

The Logo



The Logo

Logo configurations

The only configuration of the QNV logo is of a center composition.

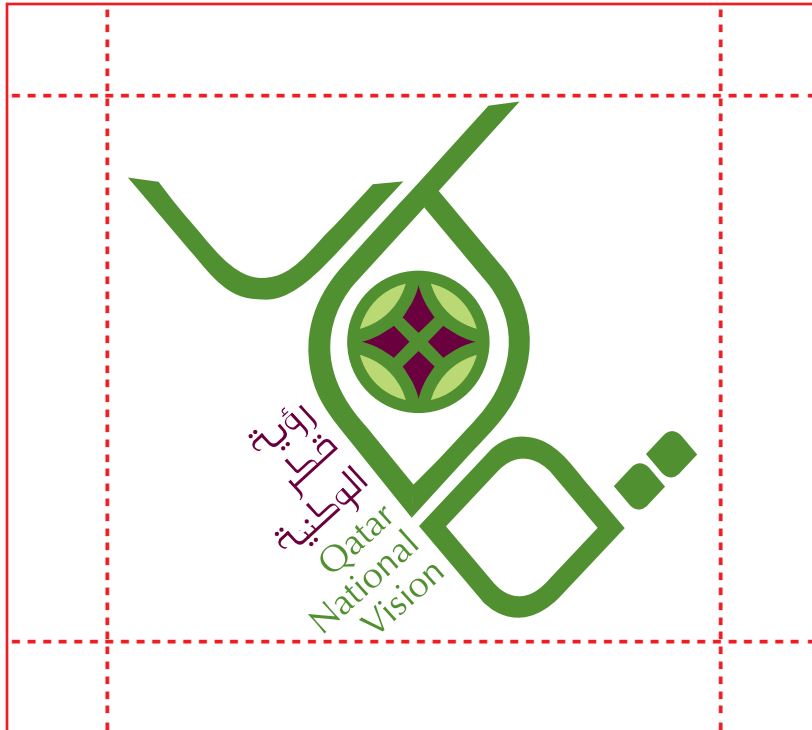


The Logo


Clear Space requirements

The logo should always be surrounded by a blank space that allows it to breathe and remain clear.

No other graphic may intrude on the clear space.



Logo Colors




CMYK

C	25
M	100
Y	25
K	50

RGB

R	113
G	0
B	66



CMYK

C	56
M	0
Y	100
K	27

RGB

R	93
G	151
B	50



CMYK

C	30
M	0
Y	70
K	0

RGB

R	187
G	217
B	118

DOs and Don'ts

Use on a white background

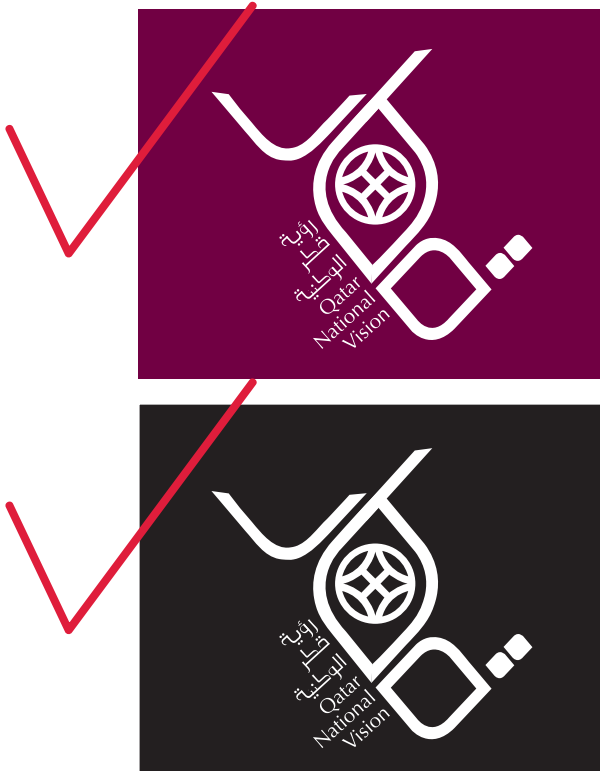
It is recommended that the QNV logo is used on a white background whenever possible.



Use on color background


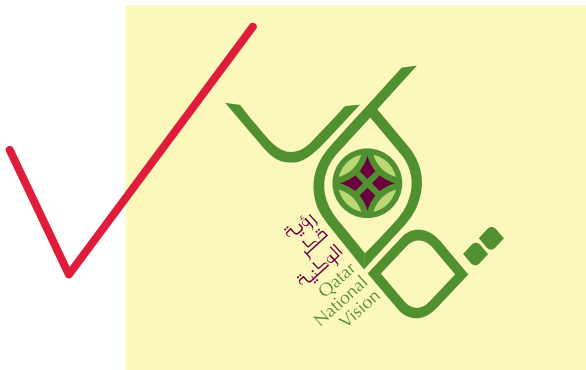
Dark colored backgrounds

The QNV logo is only to be used in white on dark colored backgrounds.



Light colored backgrounds

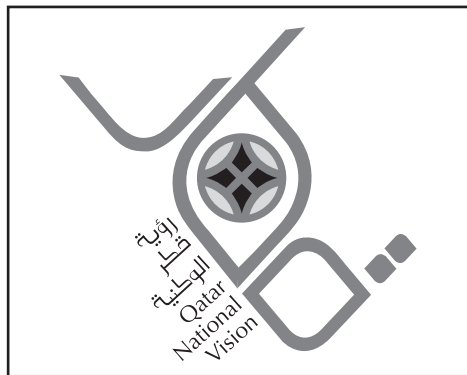
The QNV logo is only to be used in its original colors on light colored backgrounds.



Use in black and white

Logo in black

The QNV logo is to be in black on a white background and on a grey backgrounds equal to or less than 40% black.





Logo in white

The QNV logo is to be in white on a black background and on a grey backgrounds equal to or less than 40% black.



Use other background colors



Use on photohgraphic backgrounds

The QNV logo is only to be used in the logo's original colors or white photographic backgrounds.

Dark photographics backgrounds
The QNV logo is only to be used in white
on dark photographic backgrounds.



Dark photographics backgrounds
The QNV logo is only to be used in it's original colors
on light photographic backgrounds.

